

SEELA Chair Outdoor



Features:

Versatile and light, SEELA's distinctive feature is an insert that follows and perfectly integrates with the sinuous shapes of the frame. SEELA perfectly marries two extremely different materials, polypropylene and wood. The seat pad can be removed and replaced with ease.

Option:

- Waterproof protective cover
- Additional seat pad

Design: ANDERSSSEN & VOLL for LAPALMA

Warranty: 5 years

Finishes:

Shell: Polypropylene shell and seat pad
Frame: Powder coated or sandblasted

Polypropylene:



Black



White



Grigio
Riciclato



Perla



Celeste



Mattone



Caffe



Oliva



Tortora

Powder Coat:



Black



White



Perla



Celeste



Mattone



Caffe



Oliva



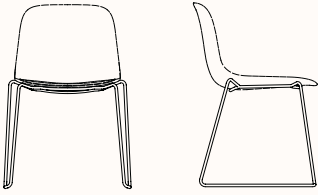
Tortora

Sandblasted:



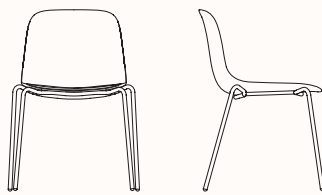
Sand Blasted
Aluminium

Dimensions




Sled Base Stackable up to 10 high ES310

OW 540mm
OD 530mm
SH 450mm
OH 790mm



4 Leg Base Stackable up to 10 high ES311

OW 540mm
OD 530mm
SH 450mm
OH 790mm



4 Leg Base ES312 Non-stackable

OW 450mm
OD 530mm
SH 450mm
OH 790mm